


SINCE 1887



**SINGLE CRYSTAL  
DIFFRACTOMETRY**

**ACCESSORIES**

YOUR PARTNER IN X-RAY DIFFRACTION

STOE & Cie GmbH | [WWW.STOE.COM](http://WWW.STOE.COM)

# SINGLE CRYSTAL ACCESSORIES

## GONIOMETER HEADS

STOE provides the suitable goniometer head for each task, whether large, standard or small, lockable x,y,z or fully height adjustable, all STOE goniometer heads are of excellent precision, have the standard IUCR mount and are delivered with the necessary equipment.



### MAGNETIC GONIOMETER HEAD

- Magnetic crystal support
- No adjustment tools necessary
- Height between 67 and 110 mm
- Height adjustment without re-alignment of the crystal

### ACCESSORIES

- 2 crystal supports
- 1 storage container

**AVAILABLE FOR**  
**> STOE IPDS II & 2T/STADIVARI**



### FULLY LOCKABLE XYZ HEAD

- Common centre of changeable height between 59 mm and 72 mm, or with short crystal mount 49 mm–62 mm above standard base.
- Translational movement:  $\pm 1,7$  mm
- All movements within a cylinder of 28 mm  $\varnothing$

### ACCESSORIES

- 1 storage container
- 2 crystal supports
- 1 adjusting pin
- 1 goniometer key
- 1 allan key
- 1 piece of wax

**AVAILABLE FOR**  
**> STOE IPDS II & 2T/STADIVARI**




### FULLY LOCKABLE X-RAY GONIOMETER HEAD WITH HEIGHT ADJUSTMENT

- Common centre of changeable height between 55 mm and 65 mm above standard base
- Translational movement:  $\pm 4$  mm
- Adjustment of arcs:  $\pm 20^\circ$
- Reading accuracy:  $0.1^\circ$
- All movements can be locked and are within a cylinder of 44 mm  $\varnothing$

#### ACCESSORIES

- 1 storage container
- 2 crystal supports
- 1 adjusting pin
- 1 goniometer key
- 1 piece of wax




### STANDARD GONIOMETER HEAD

- Common centre 63,96 mm above standard base
- Translational movement:  $\pm 4$  mm
- Adjustment of arcs  $\pm 20^\circ$
- Reading accuracy  $0.1^\circ$
- All movements within a cylinder of 46 mm  $\varnothing$

#### ACCESSORIES

- 1 storage container
- 2 crystal supports
- 1 adjusting pin
- 1 goniometer key
- 1 piece of wax



### SMALL GONIOMETER HEAD

- Common centre 33 mm above standard base or with a distance piece common centre of changeable height between 52 and 70 mm above standard base
- Translational movements:  $\pm 1,5$  mm
- Adjustment of arcs:  $\pm 25^\circ$
- Reading accuracy:  $0.1^\circ$
- All movements within a cylinder of 26 mm  $\varnothing$

### ACCESSORIES

- 1 storage container
- 2 crystal supports
- 1 adjusting pin
- 1 goniometer key
- 1 distance piece
- 1 allan key
- 1 piece of wax



### LARGE GONIOMETER HEAD


- Common centre 70 mm above standard base
- Translational movement:  $\pm 10$  mm
- Adjustment of arcs:  $\pm 27^\circ$
- Reading accuracy:  $0.1^\circ$
- All movements within a cylinder of 75 mm  $\varnothing$

### ACCESSORIES

- 1 storage container
- 2 crystal supports
- 1 adjusting pin
- 1 goniometer key
- 1 piece of wax

# SINGLE CRYSTAL ACCESSORIES

## HEATSTREAM



As non-ambient methods are becoming increasingly popular, STOE provides a powerful high-temperature attachment for the IPDS II and IPDS 2T single crystal diffractometer, the HEATSTREAM.

The crystal, mounted on the 2-circle goniometer, is positioned in a precisely tempered N<sub>2</sub>-flow ( $\Delta T < 2^\circ$ ) from below. The thermocouple is fitted in the closest surrounding of the crystal.

An exhaustor with a fan is positioned directly above the crystal and removes the hot gas from the diffractometer's interior.

### CHARACTERISTICS

- Temperature range from RT to 1100 K
- Temperature accuracy within  $\pm 1^\circ$
- Heating medium N<sub>2</sub> (open flow)
- Vertical gas flow for optimal sample heating

### AVAILABLE FOR


> IPDS II & 2T / STADIVARI

## LOW TEMPERATURE

O.E.M. attachments like the Oxford Cryosystems coolers can easily be mounted on each STOE single crystal diffractometer. The low cost and low maintenance Desktop Cooler (DTC) can be used as well as the traditional Cryostream or the non-liquid nitrogen Cobra. Other brands like Cryo Industries of America are also supported.

### AVAILABLE FOR

> IPDS II & 2T / STADIVARI



## X-RAY FIBRE OPTICS

On STOE's Imaging Plate Diffraction Systems **IPDS II**, **IPDS 2T** and the **STADIVARI** with the **DECTRIS PILATUS** detector, the normal pin hole collimator can be exchanged against an X-ray fibre optic. The use of this optic provides a gain in intensity depending on the anode material, e.g. factor 2 for Mo K $\alpha$  and even more for Cu K $\alpha$ .


- In this way, the well known accuracy of the data sets can be obtained in 1/2 of the exposure time with Mo radiation.
- Data quality stays the same or is even better, while no significant raise in background is observed.
- No broadening of peak halfwidths.

The X-ray fibre optic is an effective and inexpensive alternative to a rotating anode at STOE Single Crystal Diffractometers.



## FREEDOM TO DESIGN YOUR BEST SOLUTION

STOE has always been a customer-focused, fully independent medium sized company. We do our design and production for both the software and hardware in-house, so that we are able to provide you with standard as well as custom solutions. Our sole focus is to achieve the best data quality for your specific XRD needs. We have no limits in implementing the best available components, whenever it comes to quality, we accept no compromises. We are your partner in X-ray diffraction and aim to extend the boundaries of research with you. Please do not hesitate to contact us to discuss any specific solution that you are looking for.



STOE & Cie GmbH  
Hilpertstrasse 10  
64295 Darmstadt | Germany

P +49 (0) 6151 988 70  
F +49 (0) 6151 988 788  
info@stoe.com

[WWW.STOE.COM](http://WWW.STOE.COM)